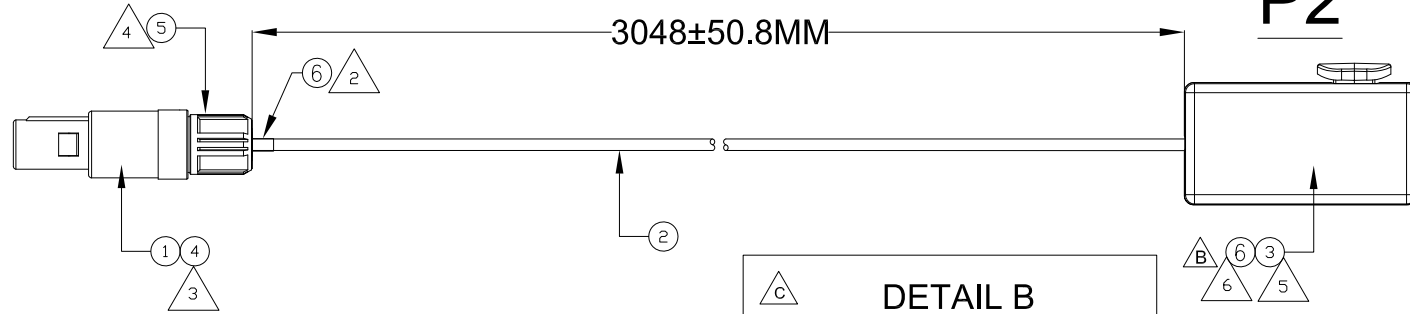
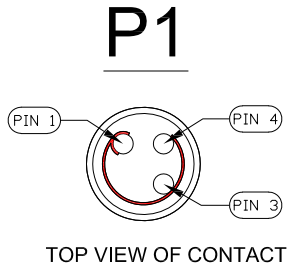


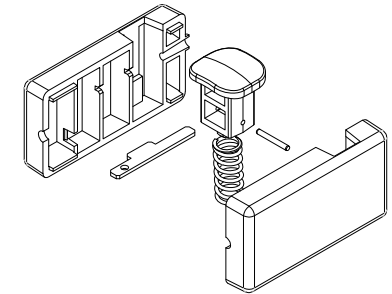
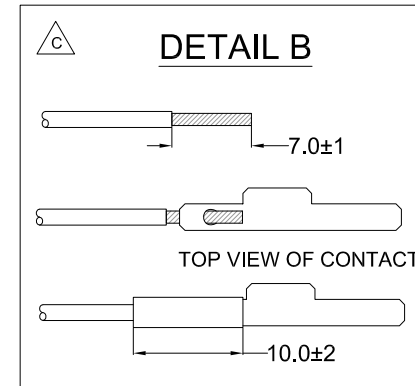
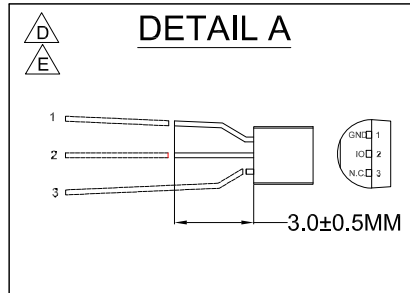
Approved Cable Suppliers

Item #	Supplier Name	Part Number	UL #	Raw Cable Jacket Mark
1	PALCONN	3700122005	NO UL	NO MARKING

REV	DESCRIPTION	ECN. NO.	APPROVED/DATE
A	NEW RELEASE		LGH 2019/10/17
B	Add casing at P2 end		LGH 2019/10/30
C	Revise drawing, update package		LGH 2019/11/06
D	Revise the wiring table and change the pin length		LGH 2019/12/12
E	Revise the size of the MEMORIZER pin		LGH 2019/12/18



WIRE TABLE				
P1	COLOR	CUST. DETAIL	P2	SPEC
PIN 1	BLACK	-	COPPER	22AWG
-	-	-	-	-
PIN 3	EEPROM	GND	-	EEPROM(PIN 1)
PIN 4	EEPROM	I□	-	EEPROM(PIN 2)



ELECTRICAL PROPERTIES:
1. 100% OPEN, SHORT & MIS-WIRE TEST

- NOTES:
- SOLDER WITH Sn96.5/Ag03/Cu.5 SOLDER (LEAD FREE).
 - APPLY 22mm OF SHRINK TUBE (ITEM 6) OVER SOLDER JOINT OF P1 CONNECTOR. MAKE SURE TO COVER SOLDER JOINT AND HAVE 5mm EXTENDING PAST THE BACKNUT. THE SHRINK TUBE IS TO SECURE THE SOLDER JOINT, ALONG WITH INCREASING THE CABLE O.D. FOR CONNECTOR COLLET.
 - REMOVE CONTACT 1 (GND) FROM EEPROM AS SHOWN IN DETAIL "A", TRIM CONTACTS 2 & 3 OF EEPROM TO ABOVE GIVEN DIMENSIONS IN DETAIL "A". SOLDER EEPROM ACCORDING TO WIRE DIAGRAM.
 - APPLY THREEBOND 1401 TO BACKNUT OF P1 CONNECTOR.
 - STRIP CONDUCTOR ACCORDING TO DETAIL B THEN TIN, INSERT INTD HDLE OF P2 CONTACT AND SOLDER ON 'TOP OF CONTACT.
 - APPLY 10mm OF SHRINK TUBE (ITEM 6) OVER SOLDER JOINT OF P2 CONNECTOR CONTACT TERMINAL. AS SHOWN IN DETAIL "B".
 - ASSEMBLE CABLE TO IPC-WHMA-A-620 CLASS II STANDARD.
 - REFER TO INDIVIDUAL COMPONENT DRAWINGS FOR ADDITIONAL SPECIFICATIONS.
 - CABLE AND CONNECTORS TO BE FREE FROM SCRATCHES, DENTS, OR DISCOLORATION
 - REACH COMPLIANCE REQUIRED.
 - COMPONENTS MUST BE LATEX-FREE, DEHP-FREE, BPA-FREE AND RoHS COMPLIANT.
 - C OF C FOR BOTH CABLE ASSEMBLIES & BIX CONNECTORS AND OQC DOCUMENTATION TO BE INCLUDED IN ALL SHIPMENTS

ITEM	PART NAME	PART NO:	QTY	DESCRIPTION
6	HEAT SHRINK TUBE	WOER P/N: RSFR-135G	AR	Ø3.0MM ENVIRONMENT FRIENDLY FLAME-RETARDANT 3:1 HEAT SHRINKABLE TUBE.
5	GLUE	THREEBOND P/N: 1401	AR	ADHESIVE THREAD LOCKER, CLEAR
4	MEMORIZER	MAXIM INTEGRATED P/N: DS2431+	1PC	DS2431+ 1-WIRE 1KB EEPROM
3	CONNECTOR	BIX P/N: BY201.001	1PC	CUSTOM CONNECTOR, BLACK
2	CABLE	PALLCONN P/N: 3700122005	3.048M	1C*22AWG Medical Grade PVC BLACK OD: 2.60±0.10mm
1	CONNECTOR	BIX P/N: TKB.1M.L03BLSC.42B4	1PC	PLUG, 3PIN, 60° KEYING, BLACK HOUSING, BLUE BACK NUT

GENERAL TOLERANCE		ANGLE TOLERANCE		NAME (INTENDED USE)	
X.	±1.00			CUSTOMER DRAWING	
.X	±0.50			CUSTOMER P/N:	
.XX	±0.20			70.A005.BAYL.P004BIX REV x3	
.XXX	±0.15				
MAJOR (QC CHECKED)		UNIT mm		APPROVED:	DATE
▼ = 1 places				LGZ	2019/12/18
				CHECKED:	DATE
				DESIGN:	DATE
				LGH	2019/12/18

PALCONN

TITLE:
SZ.1 PLASTIC. 3 PIN PLUG TO
CUSTOM CONNECTOR

SERIES: SIZE: A4

DRAWING NO: MED-MD-001-053 REV. E

RoHS Compliant

SHEET 1 OF 2



DESIGN: LGH DATE: 2019/12/18