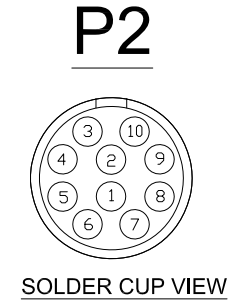
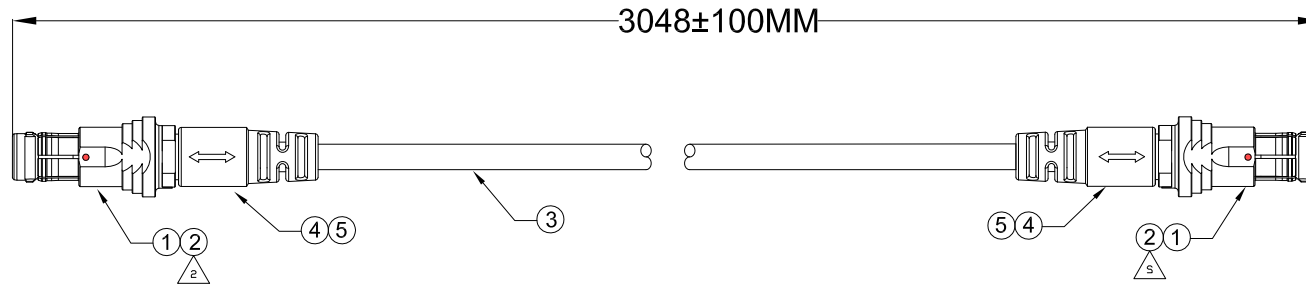
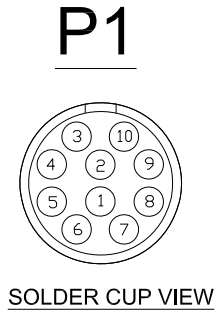


Approved Cable Suppliers				
Item #	Supplier Name	Part Number	UL #	Raw Cable Jacket Mark
1	PALCONN	3491028001		NO MARK

REV.	INITIALS	REASON	DATE
X1	LGH	INITIAL RELEASE	1/29/20
X2	LGH	UPDATED ITEM#2 OVERMOLD	04/21/20
X3	LGH	ADD GLUE TO CONNECTOR SOLDER JOINT	04/25/20



WIRE TABLE				
P1	COLOR	CUST. DETAILS	P2	SPEC
PIN 1	BLACK	TBD	PIN 1	28AWG
PIN 2	BROWN	TBD	PIN 2	28AWG
PIN 3	RED	TBD	PIN 3	28AWG
PIN 4	ORANGE	TBD	PIN 4	28AWG
PIN 5	YELLOW	TBD	PIN 5	28AWG
PIN 6	GREEN	TBD	PIN 6	28AWG
PIN 7	BLUE	TBD	PIN 7	28AWG
PIN 8	PURPLE	TBD	PIN 8	28AWG
PIN 9	GRAY	TBD	PIN 9	28AWG
PIN 10	WHITE	TBD	PIN 10	28AWG

ELECTRICAL PROPERTIES:
1.100% OPEN, SHORT & MIS-WIRE TEST

- NOTES:**
- SOLDER WITH Sn96.5/Ag3/Cu.5 SOLDER (LEAD FREE)
 - APPLY THREAD LOCKER (ITEM#2) TO THREADS OF CONNECTOR BACK NUT PRIOR TO TIGHTENING.

RoHS Compliant

5	GLUE	AR	LOCTITE P/N: EA E-30CL	LOCTITE P/N: EA E30-CL
4	OUTER MOLDING	AR	AR	MATERIAL: PVC(SHORE A 85) BLACK
3	CABLE	3.048M	PALCONN P/N: 3491028001	28AWG*10C+F+AL+D+B PVC(SHORE A 60) BLACK OD: 5.50±0.20mm
2	GLUE	AR	THREEBOND P/N: 1401	ADHESIVE THREAD LOCKER, CLEAR
1	CONNECTOR	2 PCS	BIX P/N: TX0UAS-P10MCC0-YJ01F	SERIES U, SZ.0, 10 PIN PLUG, PEEK, SOLDER
ITEM	PART NAME	Q'TY	PART NO:	DESCRIPTION
GENERAL TOLERANCE		ANGLE TOLERANCE		NAME(INTENDED USE)
X. ±1.00				CUSTOMER DRAWING
.X ±0.50				CUSTOMER P/N:
.XX ±0.20				PALCONN
.XXX ±0.15				
MAJOR(QC CHECKED)		APPROVED: DATE		
▼ = 1 places		LGZ 2020/04/25		TITLE: 10 PIN PUSH PULL CONNECTOR TO 10 PIN OUSH PULL CONNECTOR
		CHECKED: DATE		SERIES:
		UNIT mm		SIZE:A4
SHEET 1 OF 1		DESIGN: DATE		DRAWING NO: 70 A007 OLYM P010BIX
		LGH 2020/04/25		REV. X3